



















Sign Type Fixing Method	R Road signs							
PP Post and Panel 	R.1 1350x1800 	R.2 1100x1800 	R.3 850x1800 	R.4 300x1800 	R.5 1350x1400 	R.6 1100x1400 	R.7 850x1400 	R.8 300x1400 
WM Wall mounted RM Railing mounted 	R.1 1350x1800 	R.2 1100x1800 	R.3 850x1800 	R.4 300x1800 	R.5 1350x1400 	R.6 1100x1400 	R.7 850x1400 	R.8 300x1400 

Sign Type RP Road pedestrian signs	Fixing Method
<p>PP Post and Panel</p> <p>RP.1 1000x1000 RP.2 700x1000 RP.3 500x1000</p>	
<p>WM Wall mounted</p> <p>RM Railing mounted</p> <p>RP.1 1000x1000 RP.2 700x1000 RP.3 500x1000</p>	

Sign Type HL High level pedestrian	Fixing Method
<p>WM Wall mounted</p> <p>VY Vinyl</p> <p>HL.1 700x700 HL.2 500x700 HL.3 350x500</p>	
<p>PJ Projecting</p> <p>HL.1 700x700 HL.2 500x700 HL.3 350x500</p>	
<p>S Suspended</p> <p>HL.1 700x700 HL.2 500x700 HL.3 350x500</p>	


Sign Type LL Low level pedestrian	Fixing Method
<p>SP Single post</p> <p>LL.1 700x500 LL.2 500x500 LL.3 350x500</p>	
<p>WM Wall mounted</p> <p>RM Railing mounted</p> <p>VY Vinyl</p> <p>LL.1 700x500 LL.2 500x500 LL.3 350x500 LL.4 297x420 (A3) LL.5 210x297 (A4)</p>	

University of Oxford
Sign Family

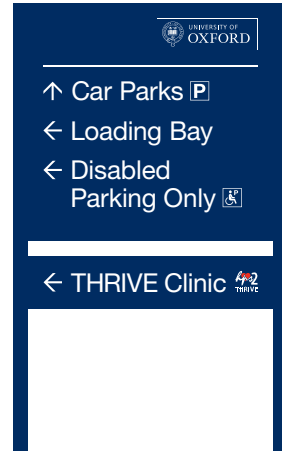
Fixing Method / Sign Type	BN Building naming	Fixing Method / Sign Type	PC Postercase	Fixing Method / Sign Type	FS Freestanding	Fixing Method / Sign Type	PI Paper insert	Fixing Method / Sign Type	M Manifestation	Fixing Method / Sign Type	T Toilet signs
WM Wall mounted	Size to suit architecture (see separate page) 	PP Post and Panel	PC.1 980x735 PC.2 980x1430 	FS Freestanding	FS.1 1500x460 	PI Paper insert	PI.1 841x594 (A1) PI.2 297x420 (A3) PI.3 210x297 (A4) 	VY Vinyl	M.1 50x50 	FP Flat panel	T.1 150x150
VY Vinyl	Size to suit architecture (see separate page) 	WM Wall mounted RM Railing mounted	PC.1 980x735 PC.2 980x1430 								
S Suspended	Size to suit architecture (see separate page) 										
PJ Projecting	Size to suit architecture (see separate page) 										

University of Oxford
Sign Family
Examples

Road sign:
R.3_PP & R.4_PP



Road sign:
R.5_PP & R.8_PP



Road pedestrian sign:
RP.1_PP



High level pedestrian sign:
HL.1_WM



Low level pedestrian sign:
LL.1_SP



Low level wall mounted sign:
LL.2_WM



High level projecting:
HL.1_PJ




Building naming:
BN_WM

Single poster case:
PC.1_PP



Double poster case:
PC.2_PP



Freestanding sign:
FS



Toilet signs:
T.1_FP

